



Moral Visions and the New American Politics

Table 1
Impact of Selected Variables on Republican Vote Choice
(Whites)

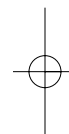
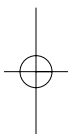
	<u>Income</u>	<u>Education</u>	<u>Church Att.</u>
1956:			
1964:			
1976:			
1988:			
1992:			
1996:			
2000:			

Moral Visions and the New American Politics

Gender

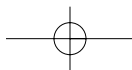
Education

Church Attendance



whether

where



Moral Visions and the New American Politics

Table 3
2000 Bush Vote by Religious Group¹⁵

Moral Visions and the New American Politics

Table 4
2000 Bush Vote by Response to Selected Survey Items

Endnotes

Forecasting American National Elections

Before the Vote:

*The Restructuring of American Religion:
Society and Faith since World War II*

*Religion and the Culture Wars: Dispatches
from the New American*

Journal of Politics

First

