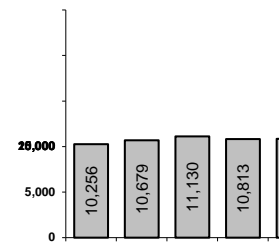


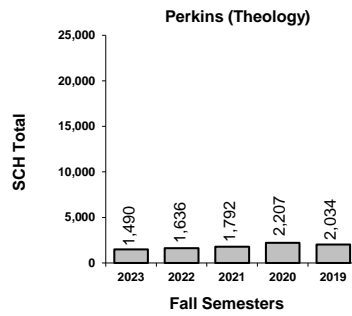
Semester Credit Hours By School/College

School/College	2023	2022	2021	2020	2019
Meadows (Fine Arts)	17,706	16,550	15,986	16,290	15,388
Cox (Business)	29,489	32,535	35,653	34,281	29,650
Dedman (Arts and Science)	58,740	58,230	57,091	57,068	56,566
Lyle (Engineering)	13,972	13,280	13,541	14,171	14,983
International Center	840	576	36	0	912
Law	10,256	10,679	11,130	10,813	10,862
Guildhall	889	985	1,008	1,021	980
Simmons (Education)	12,838	12,300	2,808	1,077	1,792
Perkins (Theology)	1,490	1,636	1,077	1,077	1,490
Research & Graduate Studies	663	758	1,077	1,077	1,490
Provost	216	180	1,490	1,490	1,490
University Total	147,099	147,709	150,233	149,818	144,584

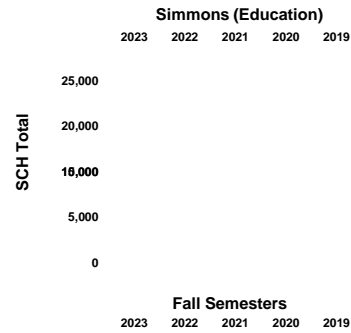
Source: Registrar Report "Credit Hours Produced by School and Level of Instruction"



Fall Semesters



Fall Semesters



Fall Semesters

