

A Message from the Dean.....	1
Sizing Up the Size of Government.....	2
Measuring Economic Freedom Closer to Home.....	9
Year in Review.....	16
Global Economic Freedom.....	18
State and Local Economic Freedom.....	21
Student Enrichment.....	24
Public Outreach.....	27

Background image presents an artists conception of the Brolin-Bridwell Hall, which will be the Bridwell Institute's home after completion of the SMU Cox reconstruction and expansion project in 2024.

...
... f...
... A...
... f...
...
... f...
...
... 2014, ...



... **A** ... f
f ...
...
... **1** ... **2** ...
... **2** ... **3** ... **1** ...

\$,1 f, (2)



f, ()

f

f

COVID and Economic Freedom

f, ' 201

ff

f - EFW

2020, f, ' f,

f 2022, ff,

f 2021

2022.

f

f

f

f

f

ff f, ()

(, f,).

3

f,

f

...
...
... f, ...
... f, ...
... f.
10- ... f f
.02 3.3. ... f
... f ... 201, ...
... f ... f, ...
f ... 2

... f ...
 f ...) ' 1
 ...
 ... f ... f
 ... f ...
 ... f ... 1
 ... f ...
 ... f ...
 ... f ...
 ... f ...

... f ...
 ... f ...
 ... ff ...
 ... 10.
 EFW ' f ... f 10 f ...
 ... f 1 ...
 ... f ...
 ... f ...
 ... f ...
 ... f ...
 ... f ...
 ... f ... f 10
 ... f ...
 ... f ... f ...
 ... f ...

f ...
 / / -f -f - -2022-
 2022. 1
 Public Finance Review 0, .4:4 4- 0
 2020. f ...
 Journal of Institutional Economics 1, .2:21 -232.

, 12 -2. 02 (1 22- 0. (.141)- 2- 0() 4. (-4 2. f()

8
 2021-22

By Dean Stansel

... f... Wealth of Nations ... 3 ... fl ... f ...

2021-22

The following table shows the results of the analysis of variance for the MSAs. The MSAs are ranked according to their mean square values. The MSAs are ranked from highest to lowest mean square value.

The MSAs are ranked according to their mean square values. The MSAs are ranked from highest to lowest mean square value.

The MSAs are ranked according to their mean square values. The MSAs are ranked from highest to lowest mean square value.

The MSAs are ranked according to their mean square values. The MSAs are ranked from highest to lowest mean square value.

The MSAs are ranked according to their mean square values. The MSAs are ranked from highest to lowest mean square value.

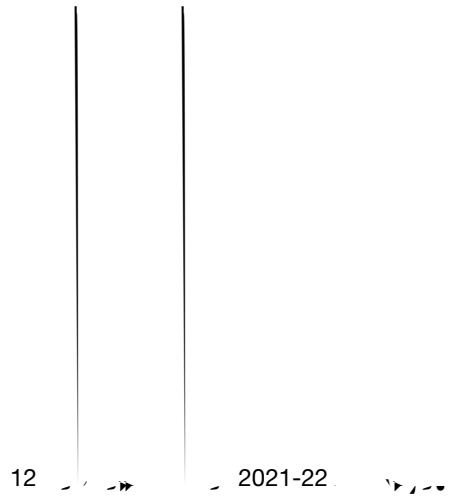
Ranking the MSAs

The MSAs are ranked according to their mean square values. The MSAs are ranked from highest to lowest mean square value.

The MSAs are ranked according to their mean square values. The MSAs are ranked from highest to lowest mean square value.

The MSAs are ranked according to their mean square values. The MSAs are ranked from highest to lowest mean square value.

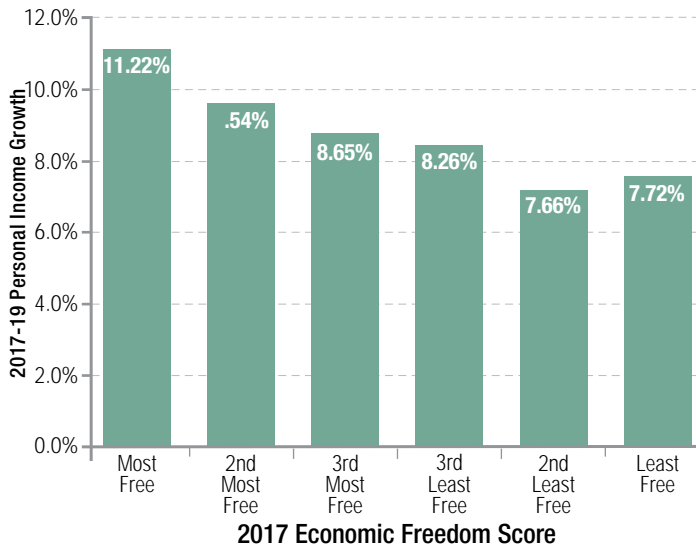
The MSAs are ranked according to their mean square values. The MSAs are ranked from highest to lowest mean square value.



		2012-17, f
1	Denver-Aurora-Lakewood, CO	8.3%
2	St. Louis, MO-IL	7.5%
3	Atlanta-Sandy Springs-Roswell, GA	6.8%
4	Charlotte-Concord-Gastonia, NC-SC	6.4%
5	Raleigh, NC	6.3%
6	Las Vegas-Henderson-Paradise, NV	5.9%
7	Indianapolis-Carmel-Anderson, IN	5.6%
8	Orlando-Kissimmee-Sanford, FL	4.9%
9	Salt Lake City, UT	4.5%
10	Louisville-Jefferson County, KY-IN	4.3%

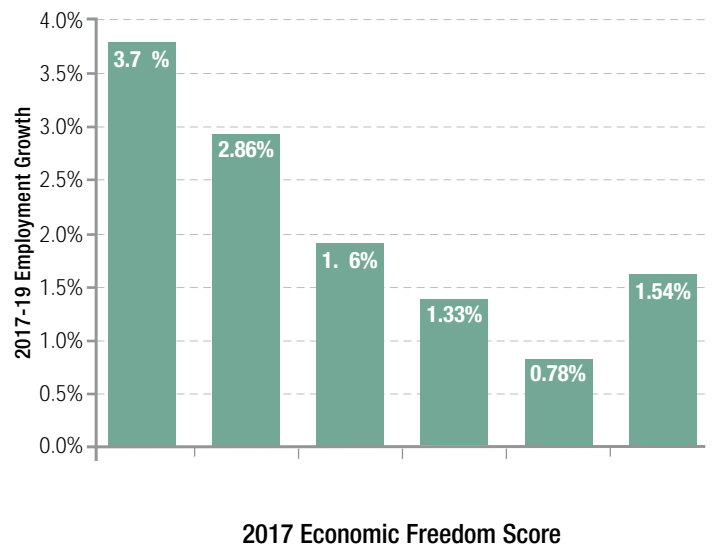
		2012-17, f
53	Los Angeles-Long Beach-Anaheim, CA	-10.3%
52	New York-Newark-Jersey City, NY-NJ-PA	-8.8%
51	San Diego-Carlsbad, CA	-8.3%
50		

6



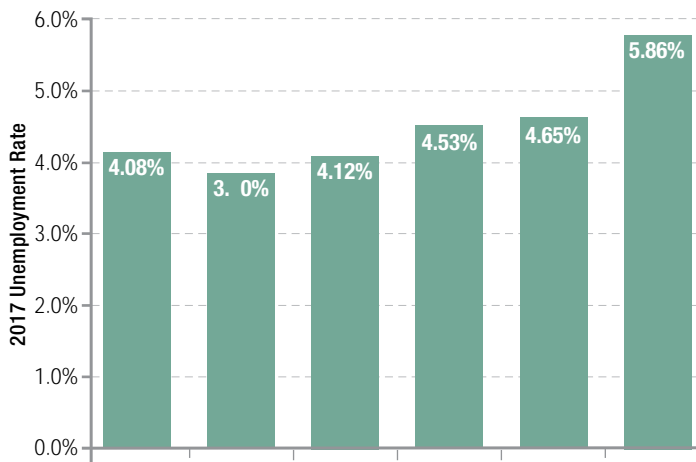
2017 Economic Freedom Score

6



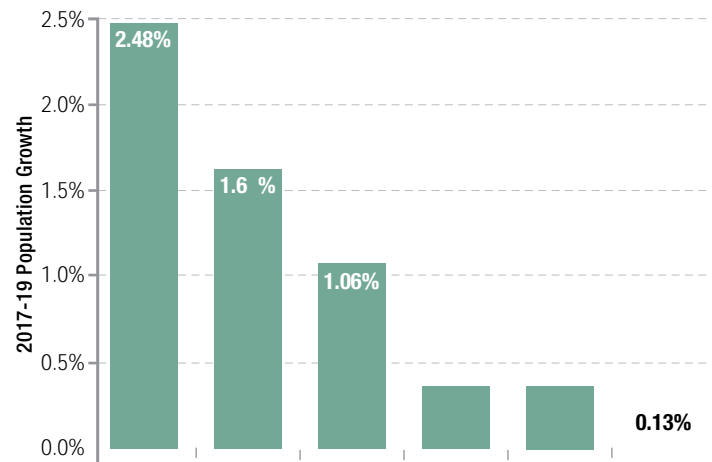
2017 Economic Freedom Score

6



2017 Economic Freedom Score

6



2017 Economic Freedom Score

33 A. 201 -1 f, f 2.4 f -f

Economic Performance

11 f 3. EFNA EFNA 4 3. f 4.4 f

201 Journal of Regional Analysis and Policy, 4, 1, 40-4 /-1. (- 0.1 0-1. 14) (22) 0.1 /-1.2 -14.1



2021-22

[Faint, mostly illegible text, possibly bleed-through from the reverse side of the page]



The Bridwell Institute now works here ...



... while construction crews work on its new offices.



Global Economic Freedom
State and Local Economic Freedom
Student Enrichment
Public Outreach

2021-22

1, 2021, 31,
 2022.

EFW Report



Economic Freedom of the World (EFW)
EFW
EFW



EFW
 201,
 201
 (see facing page).

EFW
 2 f



...

EFNA Report




2013, *Economic Freedom of North America (EFNA)*, 2013-2014, 2015-2016, 2017-2018, 2019-2020, 2021-2022, 2023-2024

EFNA 2021, 2022, 2023, 2024, 2013-2014, 2015-2016, 2017-2018, 2019-2020, 2021-2022, 2023-2024

(see next page).

2021-22, *EFNA* (see page 23).

EFNA 2021-22, 2023-24, 2013-2014, 2015-2016, 2017-2018, 2019-2020, 2021-2022, 2023-2024



0

2

4

6



f, ... *D CEO*

2021-22

2021-22

2021-22

2021-22

Capitalism and Socialism

Capitalism and Socialism

Socialism Sucks, 2011

Socialism Sucks

Advanced Reading Groups

2021-23.


The Hot Hand, *Science Fictions*, *The Data Detective*

100 *The Scout Mindset*

Creative Destruction, *The Mystery of Capital*, *Capitalism and Freedom*, *The Clash of Economic Ideas*, *Escaping Paternalism*, *Political Order and Political Decay*, *Seeing Like a State*, *The Future of Freedom*, *Development as Freedom*, *Choosing in Groups*, *10% Less Democracy*, *Rules and Order*, *Commanding Heights*

Summer and Winter Sessions

Institutions, Institutional Change, and Economic Performance, *Law's Order*, *Political Capitalism*, *Coercion, Capital, and European States*, *Calculation and Coordination*, *Hayek's Modern Family*, *Building State Capacity*, *State Building*, *Inadequate Equilibria*, *The Complacent Class*, *Extra Life*, *Innovation and Its Enemies*, *A Time to Build*, *Moneyball*, *Radical Markets*, *From Zero to One*



1. $f(x) = x^2 + 2x + 1$ is a function defined on \mathbb{R} .
 2. $f(x) = x^2 + 2x + 1$ is a function defined on \mathbb{R} .
 3. $f(x) = x^2 + 2x + 1$ is a function defined on \mathbb{R} .
 4. $f(x) = x^2 + 2x + 1$ is a function defined on \mathbb{R} .
 5. $f(x) = x^2 + 2x + 1$ is a function defined on \mathbb{R} .
 6. $f(x) = x^2 + 2x + 1$ is a function defined on \mathbb{R} .
 7. $f(x) = x^2 + 2x + 1$ is a function defined on \mathbb{R} .
 8. $f(x) = x^2 + 2x + 1$ is a function defined on \mathbb{R} .
 9. $f(x) = x^2 + 2x + 1$ is a function defined on \mathbb{R} .
 10. $f(x) = x^2 + 2x + 1$ is a function defined on \mathbb{R} .

f. 2020
f.
f. \$1
f.
f. \$1
f.
f. 2020-21 \$1
10 f.
f. f. \$1 A.



0333

2. -0333