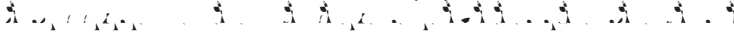


Minor in Electrical Engineering



The Courses (EE)



3311. Solid-State Devices.

3315. Optoelectronics.

3322. Electronic Circuits II.

3330. Electromagnetic Fields and Waves.

G

4301. Telecommunications Senior Design I.

4302. Telecommunications Senior Design II.

4311. Senior Design I.

4312. Senior Design II.

4372. Advanced Topics in Signal Processing.

4373. Advanced Topics in Wireless Communications.

5(1-3)9(0-9). Special Topics.

5176. Network Simulation Lab.

5301. Introduction to Telecommunications.

5302. Telecommunications Management and Regulation.

.....

5356. VLSI Design and Lab.

5357. CAE Tools for Structured Digital Design.

5360. Analog and Digital Control Systems.

5362. (ME 5302). Systems Analysis.

5370. Communication and Information Systems.

5371. Analog and Digital Filter Design.

5372. Digital Signal Processing.

5373. DSP Programming Laboratory.

5374. Digital Image Processing.

5375. Random Processes in Engineering.

5376. Introduction to Communication Networks.

5380. Logic Design and Implementation.

5381. Digital Computer Design.

5385. Microprocessors in Digital Design.

ENGINEERING MANAGEMENT, INFORMATION, AND SYSTEMS

Associate Professor, Chair

Professor: (Computer Science); (Statistics), (Business) Associate Professors:

Residence in EMIS: (Computer Science); Assistant Professors: Scholar in Senior Lecturer: Lecturer:

Adjunct Faculty:

En... ..t, Information,

1

1


Bachelor of Science with a Major in Management Science
(122 T C H)

C R n

Minor in Management Science

EMIS 1360
EMIS 2360
EMIS 3360
EMIS 5362
CSE 1341
(1)
EMIS 4340
EMIS 4395

Multiple Degrees



3308. Engineering Management.

3309. Information Engineering and Global Perspectives.

3360. Operations Research.

4340 (STAT 4340). Statistical Methods for Engineers and Applied Scientists.

4(1-4)9(0-4). Undergraduate Project.

4395. Senior Design.

5050. Undergraduate Internship Program.

5300. Systems Analysis Methods.

5301. Systems Engineering Process.

5303. Integrated Risk Management.


5305. Systems Optimization and Analysis.

5307. Systems Integration and Test.






400 School of Engineering




Departmental Facilities






Bachelor of Science in Environmental Science



C **R** **n**

TCH



Minor in Environmental Engineering



4329. Design of Water and Wastewater Systems.

4333. Fundamentals of Air Quality II.

4350. Structural Engineering II: Analysis and Design in Concrete.

4354. Environmental Engineering Principles and Processes.

4380. Environmental and Civil Engineering Design I.

4381. Environmental and Civil Engineering Design II.

4385. Soil Mechanics and Foundations.

5311. Environmental and Hazardous Waste Law.

5312. Risk Assessment and Health Effects.

5313. Environmental Chemistry and Biology.

5314. Environmental Regulations and Compliance.

5331. Air Pollution Management and Engineering.

5332. Ground Water Hydrology and Contamination.

5333. Laboratory Methods in Environmental Engineering.

5334. Fate and Transport of Contaminants.

5335. Aerosol Science, Engineering, and Control Systems Design.

5340. Introduction to Solid Mechanics.

5370. Facility Planning.

5371. Facility Financial and Asset Management.

5372. Introduction to CAD.

5373. Prestressed Concrete.

5377. Advanced Steel Design.


5383. Heating, Ventilating, and Air Conditioning.

5384. Energy Management for Buildings.

5385. Advanced Soil Mechanics.

Adjunct Faculty:

Emeritus Professors:



Mechanical Engineering

Welding Laboratory.

Curriculum in Mechanical Engineering

Mechanical Engineering

Solid and Structural Mechanics.



Design Synthesis.

Bachelor of Science in Mechanical Engineering

C N

C R n

TCH

**Bachelor of Science in Mechanical Engineering
and Bachelor of Science in Mathematics**

C N

C R n

TCH

C **R** **n**

TCH

**Bachelor of Science in Mechanical Engineering
and Bachelor of Science in Physics**

C **N**

C **R** **n**

TCH

A **S** **n**





Bachelor of Science in Mechanical Engineering

(P / B, S, n)






C N



C R n

TCH



1302. Introduction to Engineering.

1303. Energy, Technology, and the Environment.

1305. Information Technology and Society.

1372. Introduction to Computer Aided Engineering (CAE).

2131. Thermodynamics Laboratory.

2140. Mechanics of Materials Laboratory.

2142. Fluid Mechanics Laboratory.

2310. Statics.

2320. I dir1 Tf8 0 0 8 141.30 Te Tw2 74l-8w8s;e39ium e(r)-5.8[borrnal forces;

5302 (EE 5362). Linear Systems Analysis.

5319. Advanced Mechanical Behavior of Materials.

5320. Intermediate Dynamics.

5321. Failure Analysis.

5322. Vibrations.

2.

(6)

2

1

1



5352. Manufacturing Management Practices.

5353. Manufacturing Management Practices.

5354. Total Quality Management in Manufacturing.

5354. Total Quality Management in Manufacturing.

5355. Integrated Design and Manufacturing.

5355. Integrated Design and Manufacturing.

5356. Human Factors in Design and Manufacturing.

5356. Human Factors in Design and Manufacturing.

5357. Optimized Mechanical Design.

5357. Optimized Mechanical Design.

5358. Design of Electronic Packaging.

5358. Design of Electronic Packaging.

5359. Analysis and Design of Optoelectronic Packaging.


5359. Analysis and Design of Optoelectronic Packaging.

5360. Electronic Product Design and Reliability.

5360. Electronic Product Design and Reliability.



5376. Robotics – Introduction to Computer-Aided Manufacturing. ...



CORPORATE OFFICERS OF THE UNIVERSITY

ACADEMIC DEANS

OFFICE OF THE PRESIDENT

OFFICE OF THE PROVOST AND
VICE PRESIDENT FOR ACADEMIC AFFAIRS

OFFICE OF THE VICE PRESIDENT FOR BUSINESS AND FINANCE

OFFICE OF THE VICE PRESIDENT FOR DEVELOPMENT
AND EXTERNAL AFFAIRS

1. *[Faint, illegible text]*

ADMINISTRATION

1. The first part of the document is a list of names and titles, including "Mr. J. H. Smith, President" and "Mr. J. H. Smith, Secretary".

2. The second part of the document is a list of names and titles, including "Mr. J. H. Smith, Treasurer" and "Mr. J. H. Smith, Secretary".

3. The third part of the document is a list of names and titles, including "Mr. J. H. Smith, Treasurer" and "Mr. J. H. Smith, Secretary".

FACULTY

1. The first part of the document is a list of names and titles, including "Mr. J. H. Smith, President" and "Mr. J. H. Smith, Secretary".


2. The second part of the document is a list of names and titles, including "Mr. J. H. Smith, Treasurer" and "Mr. J. H. Smith, Secretary".

3. The third part of the document is a list of names and titles, including "Mr. J. H. Smith, Treasurer" and "Mr. J. H. Smith, Secretary".


4. The fourth part of the document is a list of names and titles, including "Mr. J. H. Smith, Treasurer" and "Mr. J. H. Smith, Secretary".


5. The fifth part of the document is a list of names and titles, including "Mr. J. H. Smith, Treasurer" and "Mr. J. H. Smith, Secretary".

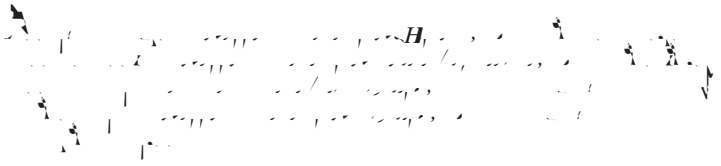
[The page contains several paragraphs of text, which is mostly illegible due to extreme blurring. Several instances of the letter 'H' are visible, likely serving as section markers or initials. There are also several small, dark, L-shaped symbols scattered throughout the text, possibly indicating line breaks or specific annotations.]













ADMINISTRATION

Handwritten text under the 'ADMINISTRATION' header, consisting of several lines of cursive script.


FACULTY

Handwritten text under the 'FACULTY' header, consisting of several lines of cursive script, including a prominent capital letter 'H' at the beginning of one line.

ADMINISTRATION

I. Introduction
II. Administration
III. Management
IV. Organization
V. Planning
VI. Control
VII. Staffing
VIII. Communication
IX. Decision Making
X. Evaluation

1. *Introduction to the History of the United States*
2. *History of the United States*
3. *History of the United States*
4. *History of the United States*
5. *History of the United States*
6. *History of the United States*
7. *History of the United States*
8. *History of the United States*
9. *History of the United States*
10. *History of the United States*



Division of Arts Administration

O

C

B

S

B

D B

H :

G

O n/H : -3

K

P, n

M -H IL

H,

H,

H,

H,

[Faint, illegible text, likely bleed-through from the reverse side of the page]

Division of Theatre

[Faint, illegible text, likely bleed-through from the reverse side of the page]



ADMINISTRATION

[Faint, illegible handwritten text, possibly bleed-through from the reverse side of the page.]

[The text in this block is extremely faint and illegible, appearing as a series of light gray marks and noise.]

[Faint, illegible text, likely bleed-through from the reverse side of the page]

EMERITUS FACULTY

[Faint, illegible text, likely bleed-through from the reverse side of the page]

ADJUNCT FACULTY

[Faint, illegible text, likely bleed-through from the reverse side of the page]

The first step in the process of developing a curriculum is to identify the needs of the students and the community. This involves a thorough analysis of the current curriculum and the identification of gaps and areas for improvement. The next step is to establish a curriculum committee, which will be responsible for the development and implementation of the curriculum. This committee should include representatives from the faculty, administration, and students. The committee will then conduct a needs assessment, which will involve gathering data on the current curriculum and the needs of the students and the community. This data will be used to develop a curriculum plan, which will outline the goals, objectives, and content of the curriculum. The curriculum plan will then be implemented, and the curriculum will be evaluated and revised as needed.

The second step in the process of developing a curriculum is to establish a curriculum committee. This committee should include representatives from the faculty, administration, and students. The committee will be responsible for the development and implementation of the curriculum. The committee will conduct a needs assessment, which will involve gathering data on the current curriculum and the needs of the students and the community. This data will be used to develop a curriculum plan, which will outline the goals, objectives, and content of the curriculum. The curriculum plan will then be implemented, and the curriculum will be evaluated and revised as needed.

The third step in the process of developing a curriculum is to conduct a needs assessment. This involves gathering data on the current curriculum and the needs of the students and the community. This data will be used to develop a curriculum plan, which will outline the goals, objectives, and content of the curriculum. The curriculum plan will then be implemented, and the curriculum will be evaluated and revised as needed.

The fourth step in the process of developing a curriculum is to develop a curriculum plan. This plan will outline the goals, objectives, and content of the curriculum. The curriculum plan will then be implemented, and the curriculum will be evaluated and revised as needed.

The fifth step in the process of developing a curriculum is to implement the curriculum. This involves putting the curriculum plan into action. The curriculum will be evaluated and revised as needed.

The sixth step in the process of developing a curriculum is to evaluate the curriculum. This involves assessing the effectiveness of the curriculum and making revisions as needed. The curriculum will be evaluated and revised as needed.

The seventh step in the process of developing a curriculum is to revise the curriculum. This involves making changes to the curriculum plan based on the results of the evaluation. The curriculum will be evaluated and revised as needed.

The eighth step in the process of developing a curriculum is to evaluate and revise the curriculum. This involves assessing the effectiveness of the curriculum and making revisions as needed. The curriculum will be evaluated and revised as needed.

The ninth step in the process of developing a curriculum is to evaluate and revise the curriculum. This involves assessing the effectiveness of the curriculum and making revisions as needed. The curriculum will be evaluated and revised as needed.

The tenth step in the process of developing a curriculum is to evaluate and revise the curriculum. This involves assessing the effectiveness of the curriculum and making revisions as needed. The curriculum will be evaluated and revised as needed.

[The text in this section is extremely faint and illegible, appearing to be a list of course descriptions or requirements.]



