


íX z}μ •Z}μo Œ]À]vP v u]o]v] š]vP %o Çu vš]• %o v]vP (}Œ
D}v Ç_X




îX z}µ Á]oo CE r }QE• Á •šš ž} • šµ%ω šQE CE]%Á]QP }µvš ÁZ] Z o}}I•
šZ %o P o}ÁX Wo • o š Ç}µCE } ZšZµ•]u }o u vCEP•CE]†v}Á }}QE CE šX
CHASE

Sign Up

gn

Welcome, Wen Qin
We have found that you haven't yet signed up with Chase Payments to receive your money. Please sign up below.



ïX ^ š μ% Ç}μœ %o ••Á}œ X dZ]•]• EKđ XÇ ðμZœ • %D h•/Á}œœ ŠZ oœ oœš Çù μ
}μvš š} œ]À %o Çu vš•]v šZ (μš μœ •XÁWœ X ^œš μ%ou Ç }œ œ Z]• μ œ]š
<μ •š]}v•l v•Á œ• v o] l ^^]Pv h%_ š} }vš]vμ X

Must not include more than 2 identical characters

Must not include more than 2 consecutive characters

GANCHASE, JPMOR

Password

Confirm Password

Security Question *

is your favorite color?

What

Answer

Blue

Security Question *


What was the first school you attended?

Answer *

SMU

Terms and Conditions

I agree the Terms and Conditions




øX z}µ Á]oo • šZ v•]Œ š]wP 6ZÁ v6 u}µvš}šZ Œ Œ o š]v({Œ u š]}vX
^dŒ v•(Œ š} vl }µvš_X

The screenshot displays the Chase mobile application interface. At the top left is the Chase logo. The top navigation bar includes a home icon, 'Payment History', 'Bank Accounts', 'Contact Us', 'Help', and a user profile icon labeled 'Wen Qin'. The main content area shows a payment confirmation screen with a large blue 'Transfer to Bank Account' button and a grey 'Decline Digital Payment' button. Above the buttons, there is a grey bar with the text 'enny Test 11/25/2019' on the left and 'Reference Notes : P' on the right. The background features a blurred image of a building with a green sign.

ñX v š Œ Ç}µŒ vl }µv š]v({Œu š]}∞]]Œ šZ • Œ v o}Á v

òX Z l š} u l •µCE Ç}µCE vl]v({CE µµE} *D]h /} CE VCE }CE š Z šÇ CE CE Á] š Z }
•%o •]v šZ ^}ÆVX]CEµ l v dCE v•(CE_X



7. You will get an email confirmation regarding the direct deposit. If not, please check you your junk mail and double check to see if you have the correct email address on file.